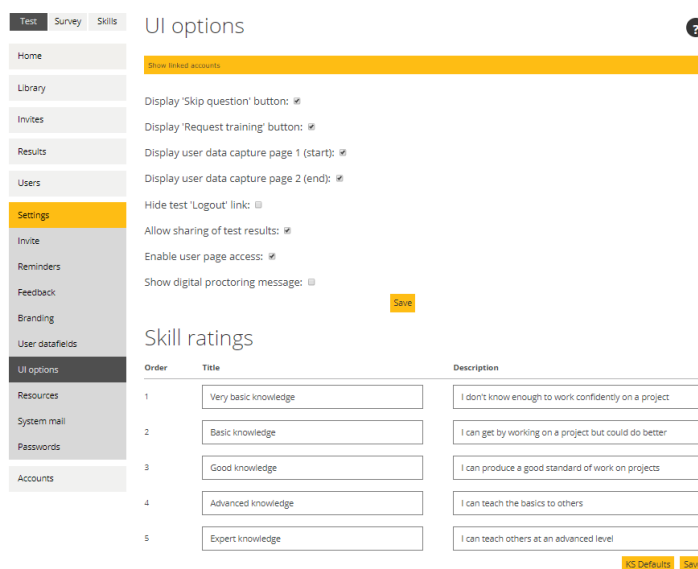


UI OPTIONS

On the **Settings > UI options** page, system admins can control which additional information is made visible on the test login pages and test UI. You also have the option to allow users to access their own individual KS user pages.

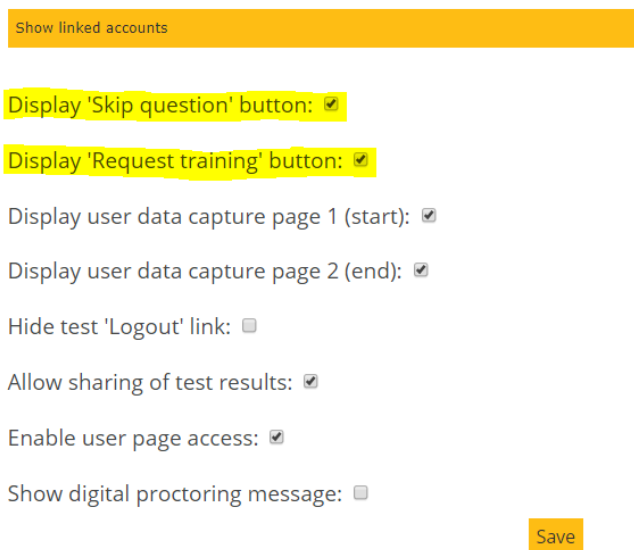


The screenshot shows the 'UI options' settings page. The sidebar on the left includes options like Home, Library, Invites, Results, Users, Settings, and UI options. The main content area has a 'Show linked accounts' button, several toggle switches for UI features, and a 'Skill ratings' table. The 'Skill ratings' table has columns for Order, Title, and Description.

Order	Title	Description
1	Very basic knowledge	I don't know enough to work confidently on a project
2	Basic knowledge	I can get by working on a project but could do better
3	Good knowledge	I can produce a good standard of work on projects
4	Advanced knowledge	I can teach the basics to others
5	Expert knowledge	I can teach others at an advanced level

Check the **Display 'Skip question' button** box to display a button in the test UI, which allows users to skip questions during their test session. Skipped questions are highlighted in the final test report.

Check the **Display 'Request training' button** box to display a button in the test UI, which allows users to request further training for questions. Questions with training requests are flagged in the final test report.



This close-up shows the 'UI options' settings page with several toggle switches. The 'Display 'Skip question' button' and 'Display 'Request training' button' options are highlighted in yellow. Other options include 'Display user data capture page 1 (start)', 'Display user data capture page 2 (end)', 'Hide test 'Logout' link', 'Allow sharing of test results', 'Enable user page access', and 'Show digital proctoring message'. A 'Save' button is visible at the bottom right.

Please choose one from the following:

- Phase
- View Name
- Family and Type
- Detail Level

Submit your answer Request training Skip question

On the **Results > Data** page, admins can export training request and skipped question data to CSV for more detailed analysis, including the related questions flagged by users during their test sessions.

Check the **Display user data capture page 1 (start)** and **Display user data capture page 2 (end)** boxes if you want to display the additional user information capture screens, at the start and end of a test session.

UI options

Show linked accounts

Display 'Skip question' button:

Display 'Request training' button:

Display user data capture page 1 (start):

Display user data capture page 2 (end):

Hide test 'Logout' link:

Allow sharing of test results:

Enable user page access:

Show digital proctoring message:

Save

Welcome

You are about to take the KnowledgeSmart assessment for 'Revit for Architecture 2020 - Advanced (MJ)'.
Before you begin, please check and amend where necessary the following brief user profile fields, which will help your organisation to develop a tailored training plan for you.
You can view and edit your user profile data at any time via your KnowledgeSmart user profile page.

Office London	Team A Team
Job Title Director	Industry Discipline Architecture
Work Sector Experience Healthcare	
Primary Industry/Discipline: Architecture	Primary Role: Director/C-Level
Country: United Kingdom	State: N/A

Please select one of the below that best describes your knowledge of this assessment topic:

<p>Very basic knowledge I don't know enough to work confidently on a project.</p>	<p>Basic knowledge I can get by working on a project but could do better.</p>	<p>Good knowledge I can produce a good standard of work on projects.</p>	<p>Advanced knowledge I can teach the basics to others.</p>	<p>Expert knowledge I can teach others at an advanced level.</p>
--	--	---	--	---

Let's get started

Assessment finished

You have finished the KnowledgeSmart assessment for 'Revit for Architecture 2020 - Advanced (M)'.
Whilst your assessment is being marked please check, and amend where necessary, the following fields.

How many years have you used BIM/CAD/Engineering software?
5

How often do you use BIM/CAD/Engineering software?
Regularly (daily)

How did you primarily learn to use BIM/CAD/Engineering software?
Formal training

Where did you first learn to use BIM/CAD/Engineering software?
United Kingdom

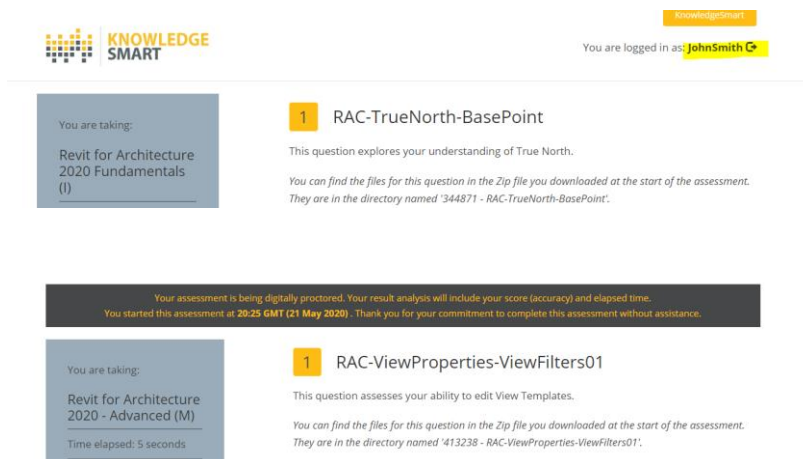
State:
N/A

What BIM/CAD/Engineering software do you regularly use?

- Adobe Illustrator
- Autodesk 123D
- Autodesk AutoCAD
- Autodesk AutoCAD Electrical
- Autodesk AutoCAD Mechanical
- Adobe InDesign
- Autodesk 3ds Max
- Autodesk AutoCAD Architecture
- Autodesk AutoCAD LT
- Autodesk AutoCAD MEP
- Adobe Photoshop
- Autodesk Alias
- Autodesk AutoCAD Civil 3D
- Autodesk AutoCAD Map 3D
- Autodesk AutoCAD Plant 3D

Use these pages to capture a more detailed picture of user background experience, industry discipline, role, location and learning history. You can also ask users to complete a self-rating of their skills, i.e. how well they think they are going to perform, before they take their test. You can edit these values in the **Skill ratings** area.

Other UI options include the ability to hide the 'logout' button on the test UI and display a digital proctoring message.



KNOWLEDGE SMART

You are logged in as: JohnSmith

You are taking: Revit for Architecture 2020 Fundamentals (I)

1 RAC-TrueNorth-BasePoint

This question explores your understanding of True North.

You can find the files for this question in the Zip file you downloaded at the start of the assessment. They are in the directory named '344871 - RAC-TrueNorth-BasePoint'.

Your assessment is being digitally proctored. Your result analysis will include your score (accuracy) and elapsed time. You started this assessment at 20:25 GMT (21 May 2020). Thank you for your commitment to complete this assessment without assistance.

You are taking: Revit for Architecture 2020 - Advanced (M)

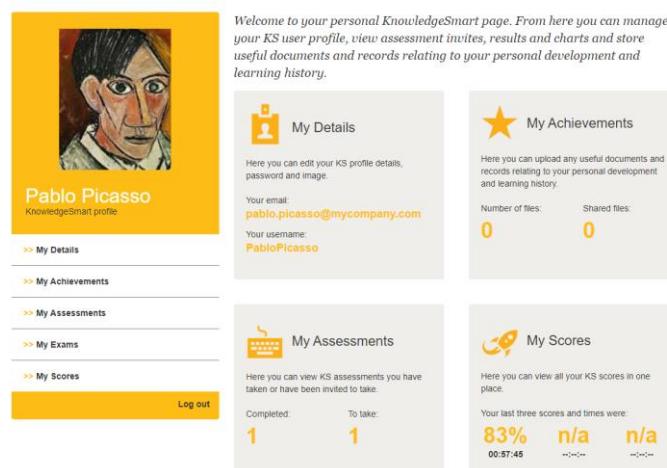
Time elapsed: 5 seconds

1 RAC-ViewProperties-ViewFilters01

This question assesses your ability to edit View Templates.

You can find the files for this question in the Zip file you downloaded at the start of the assessment. They are in the directory named '413238 - RAC-ViewProperties-ViewFilters01'.

And the option to allow users to access their own individual KS user pages and share test results.



Welcome to your personal KnowledgeSmart page. From here you can manage your KS user profile, view assessment invites, results and charts and store useful documents and records relating to your personal development and learning history.

Pablo Picasso
KnowledgeSmart profile

- My Details
- My Achievements
- My Assessments
- My Exams
- My Scores

Log out

My Details
Here you can edit your KS profile details, password and image.
Your email: pablo.picasso@mycompany.com
Your username: PabloPicasso

My Achievements
Here you can upload any useful documents and records relating to your personal development and learning history.
Number of files: 0 Shared files: 0

My Assessments
Here you can view KS assessments you have taken or have been invited to take.
Completed: 1 To take: 1

My Scores
Here you can view all your KS scores in one place.
Your last three scores and times were:
83% 00:57:45 n/a n/a

Linked Accounts

If you have two or more accounts, you can assign **Settings** changes across multiple accounts at the same time.

Click on the **Show linked accounts** link in the orange bar.

Show linked accounts

Select the account(s) you want to be included in your Settings update and hit the **Save** button to register your changes.

Hide linked accounts

Linked Accounts

- ABCD Engineers
- Bath Design
- Beijing Architects
- Boston Builders
- Bristol Design
- Bristol Landscape
- Dublin Design
- Edinburgh Electrics